Wisconsin Gardens

President's Message	2
National Convention	3
Crane Project	4
WGCF Convention	5
Convention Foolishness	8
Convention Awards	9
WGCF Officers Installed	11
COLEUS	12
Milwaukee District News	14
Website	16
Fundraising Fun	17
Shear Your Plants	18
Madison Garden Tour	18
Coulee District	19
Western Acres GC	20
DATES	20
Dividing Perennials	21
Elegant & Edible Garden	23
Smarter than a Rutabaga?	23
St. Croix News	24
Ames Tool Grant	25
Fox River Valley District	26
Central Region	27
Petunias, Sandy's Favorites	28
Scholarship Winners	29
NGC Flower Shows	30
Memorials and Tributes	32
Madison Happenings	33
Environmental School	35
Sheboygan District	37
Tri-Council Report	38
Smoky Bear Contest	38
PICKLES	39
A Bird's Paradise	41
Racine Garden Club	41
Ikebana Milw Chapter 22	42

Volume 74, Issue 3, Summer 2023

2023 - 2025 WGCF PRESIDENT'S PROJECT

President Linda McCafferty's 2023 - 2025 President's Project is the installation of **BLUE STAR and GOLD STAR FAMILIES MEMORIAL MARKERS** at Rock County Welcome Center 22.

The Center is located on I-39 Northbound I-90 Westbound entering Wisconsin from Illinois and near Beloit. The highway is also known as *Wisconsin Veterans Memorial Highway* and was designated Blue Star Highway in 1987. Approximately 900,000 Wisconsin citizens have served in the US Armed Services and its conflicts.

The site contains other Memorials dedicated to Wisconsin Veterans who fought in ALL WARS, in addition to a Memorial honoring Wisconsin armed forces members who received the Medal of Honor. The placement of a Blue Star Memorial Marker will complement the other monuments already erected on the site.

The addition of a Gold Star Families Memorial Marker will acknowledge the families of the approximately 26,780 Wisconsinites who have paid the ultimate sacrifice in the service of our Nation.

Mail contributions to this important project to Joe Powelka, 5361 Betlach Road, Sun Prairie, WI 53590-9781. Make your check payable to Wisconsin Garden Club Federation. Please write President's Project on the memo line.

For contributions over $25, you will receive a Gold and Blue Star Pendent or Pin in recognition of your contribution. Indicate which you would prefer to receive. All contributions are tax deductible in accordance with the 501(c)(3) IRC status of WGCF.

WISCONSIN Garden Club FEDERATION

Making the World a Greener Place

CONSERVATION EDUCATION SUSTAINABILITY

WGCF is a not-for-profit educational organization founded in 1928. It is a member of National Garden Clubs, Inc.

Mission: WGCF provides education, resources and opportunities for its members to promote and share the love of gardening, floral design, civic and environmental responsibility.

President:
Linda McCafferty
443 Woodview Drive
Sun Prairie, WI 53590-2353
608-837-2675
lkmccm@gmail.com

First Vice President:
Joe Powelka
5361 Betlach Road
Sun Prairie, WI 53590-9781
608-206-4238
oneplus@chorus.net

Second Vice President:
Nancy Gregory
2509A N. Bartlett Avenue
Milwaukee, WI 53211-3952
414-916-1244
enjaygee@yahoo.com

Recording Secretary:
Susan Wallace
100 E. Parkland Drive
Chippewa Falls, WI 54729-3081
naffer65@gmail.com

Membership Secretary:
Susan Johansen
2249 122nd Street
New Richmond, WI 54017-6116
715-781-6825

Treasurer:
Mary Jane Hull
709 Brookstone Crest
Mount Horeb, WI 53572-3393
608-437-2478
hullmary249@gmail.com

Central Region Director:
Lynne Ehnert
W143 N6828 Aspen Drive
Menomonee Falls, WI 53051-0925
262-251-0452
lehnert@wi.rr.com

NGC President:
Brenda Moore
NGC Headquarters
4401 Magnolia Avenue
St Louis, MO 63110-3406

Advertising Rates

Size	WGCF	Other
Full Page	$150	$200
Half page	$75	$100
Quarter page	$37.50	$50
Bus. Card	$20	$20

Message from our President

Our 2023 Convention, *Rolling on the River*, was a success. Thank you, Coulee and Madison Districts and Past President Laura, for your determination in coordinating a wonderful event. Touring *Riverside International Friendship Gardens*, cruising the scenic Mississippi River on the *La Crosse Queen,* and enjoying a box lunch were relaxing.

We enjoyed the presentation by Jarod Lueck, Avian Care Assistant Manager and Naturalist Educator at the *National Eagle Center*, and Latsch, his half blind, Bald Eagle Ambassador. If you missed that, a visit to the center in Wabasha, Minnesota, should be on your bucket list.

The meals, speakers, table decorations, door prizes, and breakout sessions were outstanding.

At the Post-Convention board meeting, I shared with you my theme for this term, *Honoring Veterans and Gold Star Families*, and my President's Project, the installation of Blue Star and Gold Star Families Memorial Markers at the Rock County Welcome Center near Beloit.

Garden Clubs are bustling with plant sales, garden walks, workshops, and road trips throughout the next couple of months and autumn will become winter sooner than you can say Jack Robinson.

Environmental Schools are back. Series VII, Course 1, is scheduled for October 20-21 at Maywood Environmental Park, Sheboygan, and will take place during the 30th anniversary of the very first Environmental School held in Wisconsin.

Central Region Convention is October 15-17, 2023, at the Hotel Fort Des Moines Hilton and our next WGCF Convention, *Serendipity*, hosted by Milwaukee District, is May 19-21, 2024, at Milwaukee Marriott West in Waukesha.

My two-year term will pass just as quickly as the four years spent preparing me for the role of President. I will ask for assistance from each of you, as I cannot do this myself. We need to recruit new friends to sustain WGCF, while at the same time, keeping our members engaged and interested. Put on your thinking caps and share your ideas to help us succeed together.

Linda

NATIONAL CONVENTION

ALMOST HEAVEN

National Garden Clubs, INC. - April 30 through May 5, 2023

The National Garden Clubs Convention was held at the magnificent Greenbrier Hotel in White Sulphur Springs, West Virginia.

Gerianne Holzman, newly installed NGC Third Vice President and Mary Warshauer, former NGC President 2021-2023

The recent NGC convention was attended by several members of WGCF as Lynne Ehnert was installed as Central Region Director and Gerianne Holzman as NGC 3rd Vice President. WGCF received several awards including Lake Wissota Garden Club for Native Plants and Wildflowers Venue, Madison District for Standard Flower Show, Town and Country Garden Club and Western Acres Garden Club for Near Club Standard Flower Show, and Floral Designers of Wisconsin Garden Club for Standard Flower Show. The Kitty Larkin Scholarship Award was won by Wisconsin student Haille Fritsch.

Lynne Ehnert, newly installed Central Region Director

Laura Skoff, WGCF President 2021- 2023, Joe Powelka, First Vice President, and Linda McCafferty, 2023-2025 WGCF President

Laura and Mary Warshauer, former NGC President

Laura with Brenda Moore, new NGC President, in the middle, and three former Missouri Garden Club Presidents

President's Project 2021-2023

Laura Skoff, with Information Provided by Jim Vest, Chairman

Please join us for the Prairie Restoration

DEDICATION OF FEDERATION FIELDS

Friday July 14, 2023

12:00 pm at the INTERNATIONAL CRANE FOUNDATION.
E11376 Shady Lane Road, Baraboo, WI



Dr. George Archibald

The Wisconsin Garden Club Federation's President Project during my term was at the International Crane Foundation, ICF, where our history started in the 1970's with a ten-acre gift. A project in 1984 led by Gerda Debelak during the term of President Doris Swartz, provided funding for planting the area named Federation Fields.

Prairie restoration and hillside planting overlooking Federation Fields as my project has consisted of several rounds of site preparation by the staff, including eradication of invasive species and soil prep until new planting at the site could commence.

Prairie seeds were collected from the ICF grounds with approximately 80 species hand sown in November 2022. The restoration work will continue while creating a new ecosystem with a three-year window for the plants to present on the site.

Over $14,000 was raised in donations from WGCF members and friends for which I am so very grateful. Thank-you to all the donors that contributed to this conservation effort. Chairman Jim Vest did an outstanding job of coordinating ICF information and relaying it to our members the last two years while being personally attached to the cause. My sincere gratitude to Jim and Gretchen Vest!

As all of you witnessed at the 2022 convention when co-founder Dr. George Archibald shared his love and life's dedication to cranes with us, this species is so very important worldwide and ICF provides immeasurable breeding and sustainability practices.

Again, please join us Friday, July 14, for the

DEDICATION OF FEDERATION FIELDS

Please note that the admission price will apply. $10/Senior; $12.50/Adult ICF members are free.

Questions? Contact Laura Skoff lauraskoff@gmail.com

WGCF Convention 2023

Rolling on the River, the 2023 WGCF Convention sponsored by the Coulee and Madison Districts, was held May 21-23 at the Stoney Creek Hotel in Onalaska. There was something for everyone, as well opportunities to make new friends and visit with old friends.

There was a Sunday afternoon pre-convention tour of the Riverside International Friendship Gardens and a Mississippi River excursion on the La Crosse River Queen.

Sylvia And Vern Lowell

Sandy Smet, Susan Johansen, Laura Skoff, and Karen Thaker

Jo Blonien, Kathy Casberg, Mary Ellen Sedlachek, and Liz Murken

Carol Caitlin, Lucy Valitchka, Gerianne Holzman, and Wendy Kramer

Lyfe Gardens, a Hydroponic Farm

Sunday evening, our Bronze Award winner, Steve Glandt, told us about the establishment of their family business, *Lyfe Gardens,* a small hydroponic farm in Bangor, Wisconsin. Since 2018, he and his wife Michelle have been supplying red, green, and romaine lettuces to the People's Food Co-op of La Crosse and two local school districts. They harvest about 200 heads of lettuce a week, and it goes from farm to table in hours, not weeks.

They began their small farm business in 2014, partly as a project to do with their four children.

They built a 6,000 square foot aqua greenhouse, integrating a fish farming operation with the hydroponic vegetables. The plants are grown in nitrogen-rich water supplied by the tilapia fish raised in nearby tanks.

Michelle and Steve are teachers and they find the experience has been rewarding educationally. Local schools visit on field trips, and their own children received environmental scholarships when they went to college.

Now that the kids are out of the house the farm has settled into a steady routine. Steve reports that he finds it more interesting on weekends than sitting on a couch watching sports. He feels they're adding a benefit to the community, providing an alternative to the farm foods typically available to consumers.

The convention continued.

The speaker following the Monday lunch is featured on the following page.

The convention continued with Monday afternoon breakout sessions. The speakers included Heather Lynch talking about *Soil Sisters*, over 200 women in sustainable agriculture. The group started in 2006, when a dozen women farmers in Green County got together for a potluck to connect and share experiences dealing with organic agriculture in a conventional farming area.

Jane Hawley Stevens from *Four Elements Herbals*, spoke on gardening by moon phases. She earned her Horticulture degree from U.W. Madison. Herb garden design evolved into cooking and home remedies. In 1987 she began her business, continuing to grow herbs used for well-being on her 130-acre farm in Baraboo .

Andre Paquette, from *Fire Fly Mercantile*, talked about caring for summer bulbs. Andre specializes in heirloom seeds and bulbs, and he enjoyed speaking to our club about gardening. He has a monthly newsletter and the *Midwest Garden Community* group on Facebook.

Debby Walters, St. Croix Director and WGCF webmaster, shared insights on connecting on Facebook in an interactive session. Debby explained that social media is a useful way to connect with the community in your area and Facebook is a way to publicize your garden club's accomplishments and activities.

National Eagle Center

Following the Monday lunch, Jarod Lueck, Avian Educator from the National Eagle Center, Wabasha, Minnesota, spoke enthusiastically about eagle behavior, biology, and past conservation efforts to save the bald eagle from extinction. Latsch, a live ambassador of this avian family accompanied Jarod. Jarod was a terrific speaker!

We had to finish lunch, with plates removed, and use bathrooms before the presentation. No food could be in sight or doors opened when the eagle was brought out of its covered cage.

Latsch, the youngest eagle ambassador, was found in the summer of 2016 on the ground near an eagle's nest along the Mississippi River near Winona, MN. He was rescued and taken to the University of Minnesota Raptor Center where veterinarians discovered that he was blind in his left eye. This made him unable to survive in the wild. Today, at the age of seven, Latsch is thriving at the Center and allows visitors the opportunity to observe a Bald Eagle up close, an experience they'll likely never forget. He has been a National Eagle Center ambassador since 2018.

The audience loved Jared and Latsch

Jared and Latsch

Latsch honors the legacy of John A. Latsch, an early 20th century Winona, MN businessman, and environmental conservationist. He gifted more than 18,000 acres of land around the Mississippi River to the public for future generations to enjoy.

A visit to the Eagle Center near Winona, MN would be a great summer adventure.

We look forward to seeing you all next spring for the 2024 WGCF Convention hosted by the Milwaukee District. It will be held at the Milwaukee Marriott West Convention Center in Waukesha, WI.

WGCF Convention Foolishness!

Former President Laura Skoff, Chuck McCafferty, standing in for President Linda McCafferty, 1st Vice President Joe Powelka, Recording Secretary Susan Wallace, Membership Secretary Susan Johansen, and Treasurer Mary Jane Hull, engaged in a floral arranging competition.

The audience watched intently, and selected the winner by the raising of hands. The winner with the most votes was . . .

Recording Secretary Susan Wallace.

Former President Laura Skoff

Dawn Mozgawa was our Master of Ceremonies, and fun was had by all.

Membership Secretary Susan Johansen

Chuck McCafferty

Chuck was playing to the crowd to get votes, but it didn't work!

Treasurer Mary Jane Hull

First Vice President Joe Powelka

8

State Convention Awards

President 2021-2023 Laura Skoff, middle, congratulates Convention Co-Chairs Maureen Wild Gordon and Kathy Casberg on the success of the 2023 WGCF Convention.

Debby Walters accepted the trophy for the *Kuether District Membership Award* presented to the district having the greatest percentage of increase in membership.

Wisconsin Judges Council Educational Award was presented to Liz Murken

The *"And Then Some"* Award went to Kathy Shaw, Fox River Valley, Jan Dixon, Madison, and Judy Newman, Milwaukee.

Dawn Mozgawa received the *Ruth Smith Evaluation Award.*

Sue Wallace, middle, accepts the *Garden Club of the Year Award* for Lake Wissota Garden Club from former President Laura Skoff and Awards Chair, Doris Weber. They also earned the *Seeliger Environmental Award* for their Native Plant Seminar, the *Yearbook Award for* their size club, an Honorable Mention Award for both the *Pat Dvorak Yearbook Theme Award* and the *Conservation Award,* and the *National Garden Club Award* for the rebuilding of the waterfall at Irvine Park.

2023 *WGCF Grant Awards* for $250 went to Botany Belles and Beaus for Windmill Park Renovation, to the St Croix District for their Seminar, *A Bird's Paradise,* to the Madison District for the PBS Flower Show and Expo, and to the Madison District for their Garden Tour.

Pictured from the left, are Sue Wallace, Gerianne Holzman, Debby Walters, Wendy Kramer, Jim Vest, Bonnie Ringer, Roger Greathead, Grants Chairman, and Maureen Wild Gordon

Karen Thaker accepted several awards for the Garden Club of Greater Milwaukee, including *WGCF Longevity Award* for 100 years, *Floral Design Programs Award* for a year of floral presentations, and the *Ruth West Horticulture Award.*

Kathy Casberg, Convention Co-Chair, presents The Bronze Award to Steve Glant, a non-member of WGCF, for exceptional and outstanding accomplishments.

National Garden Clubs, Inc. awarded this *Certificate of Merit* to Town and Country GC and Western Acres GC for Near Club Standard Flower Show, *Celebrate Yesterday, Today, and Tomorrow.*

Accepting the NGC *Certificate of Merit* from Laura Skoff, are Nancy Gregory, Diane Olsen, Laura, and Kitty Larkin.

Club President, Judy Newman, accepted the *NGC Flower Show Achievement Award* for the Floral Designers of Wisconsin for their Flower Show, *"No Puns Intended,"* and the *WGCF Schedule Award* for the best flower show schedule submitted in 2022.

Madison District Director, Maureen Wild Gordon, accepts the NGC District Flower Show Certificate of Merit for Gardening Through the Years.

St. Croix Director, Debby Walters, receives a Distinguished Service Award from Laura Skoff, 2021-2023 President.



Nancy Sloan. Sunset Garden Club, accepts a Yearbook Award

WGCF Officers Installed

Laura Skoff, President 2021-2023, turns things over to Linda McCafferty, Incoming President, 2023-2025.

Gerianne Holzman, NGC Third Vice President, installs the new officers, as Susan Johansen and Sue Wallace look on.

In front from the left, Parliamentarian Liz Murken, President Linda McCafferty, Second Vice President Nancy Gregory. Second row, Treasurer Mary Jane Hull, Membership Chair Susan Johansen, and First Vice President Joe Powelka.

COLEUS

Stolenostemon scutellarioides

Sue Donohoe, Horticulture Chair

Coleus has been used inside and outside since Victorian times, and has about 600 varieties. In this article we will look at how to use Coleus in the garden, rather than as a houseplant.

It is in the mint family and has the unique feature of a square stem, a characteristic found only in the mint family. Because of the square stem, the leaves have an opposite arrangement and when viewed from the top of the plant, they can appear whorled. Leaf edges, or margins, can range from smooth and solid to ruffled or scalloped. Their color range is exceptional: green, red, maroon, purple, orange, chartreuse, copper, burgundy and variegated.



Their size range is rather large: from 6” up to 36”. Plants can be quite bushy if pinched several times early in the growing season. While they do flower, pinching off the flower continues to promote the fuller growth pattern, as two new stems are produced at that growing point.

Coleus are not particular about the type of soil in which they grow, but they need moist soil. They are intolerant of wet soils which will cause root rot and kill the plant. In the event you have extreme clay in your soil, amend the area to help with water movement. If grown in a pot, check the water needs often. In the heat of summer check multiple times a day, and be sure to have drainage holes in the bottom of the container to prevent standing water in the bottom of the container.

Fertilizing the coleus regularly will keep it looking good, growing properly, and retaining its beautiful color. Slow-release fertilizer at planting time is best or apply a liquid fertilizer at ½ strength every two weeks.

Location of your coleus is critical to its survival. As stated earlier they don’t mind the soil type but it must be moist. Sun exposure is also important to the coleus. Some cultivars like only shade, some like part shade while others like part sun. Be sure you know how much sunlight your particular variety likes. Finally, wind is to be considered. Coleus stems are prone to easy breakage in windy locations so pick a spot that is somewhat sheltered.

If you find a coleus that you love, take cuttings and root it in the house over winter. These plants are easy to propagate and will keep you gardening all winter. Cut a stem that is 4-6” long and remove all the leaves from the lower part of the stem, leaving at least 4 leaves on the top of the cutting. Place the cutting in water, keep it in a sunny location, and roots will form in 3-4 weeks. When roots are several inches long the plant can be transplanted into potting soil for the remainder of the winter.

Coleus is a tropical plant and it is cold sensitive. They enjoy temperatures that range from the mid-50's to the mid-90's, with the preference being the 90's. Don't put your coleus out too soon in spring, as May nights can be cold.

DESIGN IDEAS FOR YOUR COLEUS

AS A FOCAL POINT

Use bright colored coleus as a focal point in the shade garden.

Drawing the eye into the depths of the garden can be a wonderful surprise for the viewer. Add a coleus, or two, in a red, orange or a variegated color to a planter, pairing it with an ornamental grass, a cordyline, or large spike plant. Place the planter among your garden plants, to add a pop of color in the shade garden. Coleus can also be planted among your garden plants but be sure to use a cultivar that grows taller so it will be the standout in the garden.

AS A COLOR ECHO

What is a color echo? This is a design technique that uses the color of one flower or plant and repeats that color with other plants in the garden or container. It provides a cohesiveness throughout the garden. Because coleus comes in so many colors and is shade tolerant it is easy to use to bring color from the sun garden into the shade garden.

AS A COLOR BLOCK

Think of a shade garden full of different shades of green, then add several coleus to provide a block of color in the garden. A color block can be one single color or several colors. Place your color blocks around the garden to create interest throughout the landscape. Color blocks are especially effective if the texture of the coleus is different than the texture of the plants around it. Think of ferns with their airy panicles paired with the bold leaves of a brightly colored coleus.

While all the information here relates to using coleus in the shade garden, please note that there are some varieties that are sun tolerant and can be used in a sunny garden with enough water.

This versatile plant will bring much needed color into your garden space if you are willing to give it a try. You can always change your mind, if your experimenting does not please you, because coleus is an annual.

Milwaukee District Activities

The Elm Grove Garden Club is getting back to their activities after a long winter break, reports Cheryl Lausten. In April we met at a member's home, and put together some gorgeous garden art pieces using thrifted plates and glass pieces. Some we kept and many were sold at opening day of the Brookfield Farmer's Market in May.

The Milwaukee District Garden Club has a free space available for any of our district clubs to use for fund raising or member recruitment. If your club is interested in using the space, email Cheryl for more information at cherlausten@gmail.com, or give her a call at 262-781-6220.

May was also time for cleanup and planting at the Blue Star Marker garden the Elm Grove Garden Club takes care of.

Dramatic Daffodils

Anna Tsai, Cheryl Booth, and Karen Grube

Members of the Fox Point Garden Club are happiest when we can work together, get our hands dirty, and create beauty the community can enjoy.

Highway 32, North Lake Drive, runs through Fox Point. The Village Department of Public Works maintains shrub beds containing bottlebrush buckeye, witch hazel, hydrangea, nine bark, and bayberry in the right of way on the west of the road. A smattering of daffodils sprang up in those beds. Fourteen years ago, a resident had a vision for more dramatic color along that popular stretch of road and offered to buy daffodil bulbs if the Garden Club would plant them.

She was so excited to see the volunteers planting her bulbs, that she made several trips to the local garden center to buy even more bulbs. Now we have made the Daffodil Project an annual event by planting bulbs each fall along Highway 32.

In 2020 the Garden Club decided to extend the plantings to a public garden in Bayside several blocks north where a burst of spring color at that very visible corner would be a welcome sight for travelers. With the blessings of Bayside Village officials, and a grant from the Wisconsin Garden Club, we planted more daffodils.

The Garden Club added another beautification project. We purchased a bench, built a Little Library, and landscaped a small surrounding area with hydrangea, dogwood, tulips, and more daffodils. This is now a popular resting spot along the walking path that weaves through the shrub beds.

The Fox Point Garden Club is proud of its beautification projects. It's rewarding to hear comments about the beauty of the daffodils. Each fall we'll plant more, as we do what gardeners do, plant to bring cheer to our and others' hearts.

Milwaukee District Meeting

The District May meeting was held at the Polish Center in Franklin, Wisconsin. We had a good-sized group and several of us stayed for dinner, which is served a couple evenings each week. It was a perfect evening for eating outside on the patio overlooking a small lake.

WGCF President, Linda McCafferty spoke to the group, and swore in the members of the District Executive Board.

Wisconsin Garden Club Federation President, Linda McCafferty

Linda McCafferty, WGCF President, swearing in officers. They include Kerry Krokos, Treasurer, Norma McReynolds, Corresponding Secretary, Janet Wintersberger, Recording Secretary, Nicholas Lemus, Second Vice Director, Marsha Caporaso, First Director, and Diane Olsen, Director.

Several Awards were given.

Veronica Wallace-Kramer and Laurie Wareham received Distinguished Service Awards from 2021 – 2023 President Laura Skoff. Kitty Schaffer received an award for Continuous Contributions to District Projects and Scholarships.

Kitty

Laurie and Laura

Veronica and Laura

Diane, Cheryl, and Kerry

Director Diane Olsen and Kerry Krokos presented Cheryl Lausten with the Milwaukee District's prestigious Doris Swartz Award. She's held various district positions, has been her club president several terms in a row, and served on the district's executive board. She's entered flower shows, used NGC's materials to create programs for her club, and managed club fund raisers. She looks for ways to engage with the public and promote membership, as well as always offering to help others. For these reasons, the Milwaukee District recognizes Cheryl Lausten.

Ikebanist Laurie Wareham

"Ikebanists Around the World," by Sharmila Agarwal, features artists of seven Ikebana schools from 17 countries. This lavish book includes floral designer Laurie Wareham, of Ikebana International Milwaukee Chapter #22 Garden Club, Milwaukee District. It has photos of three of her arrangements. The kindle edition is available on Amazon for $9.99.

Keep up to Date.
Take a Look
at Our Website.

Send Webmaster
Debby
Photos and Articles.

https://www.wisconsingardenclub.org/

GARDEN RULES

Plant Seeds
Play in the Dirt
Welcome Butterflies
Wish for Rain
Talk to the Angels
Sip a Drink
Pull Weeds
Feed the Birds
Enjoy the Beauty
Relax
Grow a Happy Life

KNOWLEDGE
is knowing a tomato is a fruit;

WISDOM
is not putting it in a fruit salad

Fundraising Fun

South Shore GC members Margie Vehrenkamp, President Kitty Schaefer, and Linda Bansemer

The South Shore Garden Club, Milwaukee District, held a fundraising event in April. The club has thirty members, and they hosted an event attended by 150 people! Their fabulous style show and delicious lunch was held at Milwaukee's Wisconsin Club, built in 1843 by Alexander and Martha Mitchell. It has been a fixture in the history of Milwaukee and is listed on the National Registry of Historical Places.

The residence grew with the fortune of its owner. In 1848, Mitchell built a modest brick house on Wisconsin Avenue between 9th and 10th Streets. He gradually bought up the properties on his block and expanded the home. In 1858, it was remodeled in the fashionable Italianate style. In 1872, Mitchell hired architect Edward Townsend Mix and it was transformed into the French Second Empire mansion it is today.

This was a fun event.

Alexander Mitchell founded the Marine Bank, was president of the Milwaukee Railroad. He was in Congress, and Mitchell Street was named in his honor. He was also the grandfather of General Billy Mitchell, for whom the Milwaukee airport was named.

Diane Olsen, Milwaukee District Director, Kitty Schaefer, South Shore GC President, and Laura Skoff, WGCF Past President

The South Shore Garden Club was founded in 1990, and they started the lunch and fashion show in 1995. They missed three years because of Covid, but came back with success! Featured were ten vendors, raffle baskets, a hand bag auction. The selection of clothing featured in the style show came from the Delafield Main Street Boutique. Members contributed floral centerpieces and plants.

Hawthorne GC members Veronica Wallace-Kramer, Mary Kozlowski, Laura Skoff, and Judi Wisla attend South Shore GC's fundraiser at the Wisconsin Club.

SHEAR YOUR PLANTS

What does it mean to shear back your plants?

Jan Blooming, Editor



Perennials often benefit from shearing. That means cutting the spent flowers off all at once as opposed to removing select individual stems. Rebloom means the plant has the ability to flower again that same season. It is more likely to happen when plants are sheared back to remove the first round of spent flowers to make room for new ones to form. Be sure to fertilize as well.

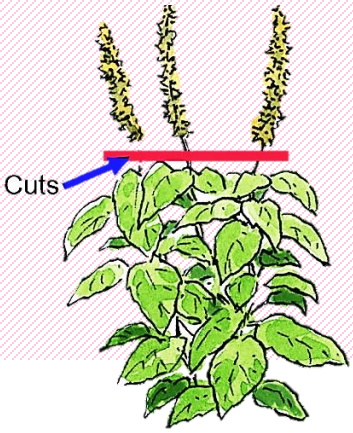

Cut spring-blooming perennials half-way back after blooming and initial deadheading. Summer-flowering perennials may see some regrowth if cut back to the foliage at the crown of the plant. A light shearing can rejuvenate plants that develop brown tips in midsummer. You may also cut back dead or ugly foliage at any time during the warm season. Use a short-handled pruning shears with blades about 12 inches long, and sterilize by wiping down the blades with isopropyl alcohol. Remove all clippings from the base of the plants.

Plants that tend to grow tall and floppy before they bloom can be strengthened by shearing the plant once or twice by one-third during the season. It can delay bloom, but the plant will have more branches and stay more compact.

Quite a number of perennial plants can benefit from a shearing. They include lantana, verbena, coreopsis, nepeta, dianthus, salvia, candytuft, artemisia, fall-blooming chrysanthemums, asters, daisies, tall phlox, Russian sage, yarrow, echinacea, and rudbeckia. Many of these are also sheared off at the base of their stems in late fall or early spring to prepare for the season's new growth.

Eight Gardens are featured.

Madison District Home Garden Tour

9am - 3pm on Saturday, July 15 and

10am - 3pm on Sunday, July 16

BEGIN AT

Hometown Junction Park,
Railroad Street, Verona, ***or***

1030 Middleton Street, Madison

Cost: $15

TOMORROW
ISN'T PROMISED,

So, make that phone call,

Show more kindness,

Tell them you love
or miss them.

Forgive imagined slights
and let go of grudges.

TAKE NOTHING
FOR GRANTED

Kathy Casberg, Director

ARBOR DAY IN LA CROSSE - April 28, 2023

Hill and Valley Garden Club and La Crosse Parks, Recreation, and Forestry presented a program to show appreciation of trees as assets to our community. The event was held in Myrick Park which also is home to the Tree Walk. Hundreds of trees are identified with bronze plaques giving the species, and since many are memorials, the plaques also give the name of the person or group that gave the tree to the city.

The program consisted of the mayor's proclamation, an explanation of Arbor Day by a certified arborist, and the planting of a tree by the city foresters with the help of 20 kindergarteners from First Evangelical Lutheran School. The children helped water it, and then carried in buckets of mulch chips. The children, along with the onlookers, were instructed how to properly mulch the base of newly planted trees.

After their job was done, the children presented a lively song, *How we Grow,* emulating with arm gestures how a tree grows. They also presented to all ladies attending, hand-held bouquets of daisies constructed of card stock and drinking straw stems.

Hill and Valley Garden Club provided the substantial sized Malus Snowdrift Crabapple, known for its flower profusion and dense canopy. This species provides pink buds which burst into a 'snow show' in mid-spring. It offers visual impact year-round, with glossy, deep green summer leaves that change to yellow in the fall. Orange-red fruit persists through the winter, attracting our feathered friends. This cultivar produces fruit from its drooping branches three to five years after planted. Under the right conditions, it can live up to 50 years.

The beautiful tree planted this Arbor Day 2023 will provide education, public enjoyment, and have a role in the ecosystem. It will serve as a shelter for wildlife, birds, and insects, as well as be a food source. Every tree is a hope for the future.

La Crosse is known as a **TREE CITY, USA,**
and has proudly held the designation for 34 years.

Western Acres GC

Western Acres Garden Club is a small, but mighty club in the Milwaukee District. Our seven members have been active in numerous projects and events, such as planting at the Blue Star Marker in the historic Forest Home Cemetery, and boulevard planting in Wauwatosa. Several members have consistently participated in flower shows such as the Wisconsin State Fair, and our club worked with another MDGC club to put on a flower show at the recent MDGC 90th Anniversary Celebration.

Connie Sandell, Linda Reuss, Kerry Krokos, Kitty Larkin, Judy Newman, and Lynne Ehnert

Linda Reuss and Lynne Ehnert

Two of our members have been in charge of the Habitat for Humanity Plant Share the past few years, while others have helped educate homeowners about gardening. All district members were encouraged to donate tools and plants as well as to assist with sorting and labeling.

Western Acres Garden Club is helping plan the WCGF Convention being held in the Milwaukee District in May, 2024. We also support our district with events like the Brookfield Farmer's Market and contribute as officers on the district board.

In March we made *Cups of Cheer.* They were well received a few years ago, and we wanted to do it again. We bought cups at Goodwill and put in plants with an Easter theme. *Cups of Cheer* were donated to a nursing home and residents were grateful to be remembered. Western Acres will continue to be involved in club and district events, because we believe in garden clubs, and the friendships that are cultivated in

Important Dates

DEDICATION OF FEDERATION FIELDS

Friday July 14, 2023, **INTERNATIONAL CRANE FOUNDATION**, E11376 Shady Lane Road, Baraboo, WI

MADISON DISTRICT HOME GARDEN TOUR

Saturday and Sunday, July 15 and 16

WORKSHOP, YOUR GARDEN, A BIRD'S PARADISE

Friday, July 21, Rassbach Museum, 1820 John Russell Road, Menomonie, WI

Registration information on Botany Belles & Beaus Garden Club webpage http://botanybellesbeaus.org

OPEN DAYS GARDEN TOURS, MILWAUKEE AREA

Saturday and Sunday, August 19 and 20, 10:00 – 4:00

Three spectacular properties are featured, the Playhouse Garden, the Glasshouse Garden and Dorothy Danforth's Garden.

Limited Tickets are on sale now, only online at https://gardenclubgreatermilwaukee.org/open-days-garden-tours

Sponsored by the Garden Club of Greater Milwaukee, and the Garden Conservancy,

FOX RIVER VALLEY DISTRICT FLOWER SHOW

Saturday, September 16, District Meeting in Wautoma, details to be finalized.

WGCF EXECUTIVE MEETING

Thursday, October 19, Bantr Hotel, Rothschild, WI

ENVIRONMENTAL SCHOOL, COURSE 1

October 20 and 21, Friday and Saturday, Sheboygan, WI



DIVIDING PERENNIALS

You may think of perennials as carefree plants that, once planted, are permanent.

For most perennials, this is not the case.

Jan Blooming, Editor

Plants benefit from division every three to five years, as they grow quickly, with new roots and shoots crowding each other. A shrinking plant, with a dead center and fewer flowers, is sign that a plant needs to be divided. Ornamental grasses, daylilies, irises and stonecrop are some examples.

WHEN TO DIVIDE PERENNIALS

Given care and maintenance, perennials can be divided at any time the ground is not frozen. Traditionally spring flowering perennials are divided in late summer and fall, while all other flowering perennials are divided in spring, often as early as new growth is detected. If you divide in fall, allow six to eight weeks for roots to be established, as the freezing and thawing of the ground can cause plants to heave up out of the moist ground as temperatures drop.

CAN I DIVIDE PLANTS IN THE SUMMER?

Summer dividing helps early blooming perennials, as plants have plenty of time to develop roots before winter. This gives them a better chance of survival, and allows plants like iris and Oriental poppies to be completely ready to bloom next spring. Energy is put into root growth as opposed to leaf and flower growth.

HOW TO DIVIDE PERENIALS

Before you divide your perianals, prepare the new bed and dig the holes where you intend to plant the divisions. Water both the plant you will divide and its future home.

Choose a cloudy day, and divide in the morning. Cut back foliage before digging, so the smaller root system won't have to support as much foliage. If a plant's leaves are mostly at the ends of stems, like coral bells, cut individual leaves in half. Shear plants whose leaves go all the way to the ground, such as daylilies, to two or three inches.

Dig up the whole clump and try to keep the root ball intact. Generally, digging eight inches away from the crown is ample room. It also helps to fully ring the plant with the spade before attempting to pry it up. Gently rinse the soil from the roots. Remove only enough so that you can see the root system.

There are three basic root systems on perennial plants: spreading root systems, clumping root systems, and rhizomes. Each one of these is divided slightly differently.

In perennials with **spreading root systems,** roots grow outward from the original crown. The plant is often shallowly rooted with a wide, fibrous root system. Each new shoot is separate from the original crown with a partially separate root system. These shoots can often be pulled apart by hand into individual plants. Oriental poppies, coral bells, and perennial geranium, have spreading root systems.

Clumping root systems are more compact. The root system is thick, growing down more than out. New shoots arise from buds attached to the original crown and roots are closely intertwined. Divide by cutting the crown into pieces with a spade, each with a few buds and attached roots. Daylily, coreopsis, phlox, hosta, and yarrow have clump root systems.

Rhizomes are actually thick, fleshy underground stems, and spread outward from the original plant. Use a sharp knife to cut the rhizomes into individual fans with a few buds on each. Lily of the valley and Iris roots are rhizomes.

Each piece you pull or cut away from the original clump should fit in a 1-quart, or four-to-six-inch pot.

PLANT QUICKLY, WATER and MULCH

Get your new plant in the hole as roots dry out quickly. If the perennial must be kept out of the ground for an extended period of time, wrap the root ball in wet burlap. The future hole should be twice as wide as the root ball and slightly deeper. A fertilizer low in nitrogen, such as 0-10-10, can be added to the hole before planting.

Leave whatever soil is remaining on the root ball and place it in the hole, backfilling dirt half way and watering. That way the water soaks in and doesn't evaporate or roll off the soil's surface. Continue filling and pack down the soil. Do not leave air spaces, as this will kill roots. After firming and watering, the plant should sit at its original soil line.

Keep it well watered for the next couple weeks. After that, check to see if it looks wilted in the morning or late evening, and give it a drink.

Plants may benefit from a sun shelter for a week or two. Create a sunscreen with stakes and fabric to the west of the plant to protect it during the hottest time of day. Apply mulch to conserve water. Mulch is especially important if you plant in late fall and the plants do not have time to develop new roots.

Do not apply a fertilizer with nitrogen until the following year, as nitrogen promotes top growth at the expense of root growth.

ENJOY YOUR NEW PLANTS

Along with light, mulch, and nutrient management, perennials benefit from regular division. Neglected perennials bloom less, become smaller, and are more prone to pests and diseases. Properly done, division prevents overcrowding and promotes healthy, new growth. It is also a way for home gardeners to propagate their own plants.

A little digging in the spring and fall will help keep your perennial gardens lush and full of blooms for years to come.

The Elegant and Edible Garden

Karen Thaker

Can a book change your life? Well maybe, if it is ***The Elegant and Edible Garden,*** Linda Vater's new offering. I became aware of Linda when I stumbled upon her YouTube series. My garden life will never be the same. Her design tips, sensible horticultural wisdom, and signature style are beginning to infuse my own garden.

Linda feels a garden should not be a collection of disparate favorite plants, but rather key elements should be repeated throughout. In her case these elements are neatly clipped boxwoods and topiaries. Vistas are framed and color winds through in drifts rather than isolated pixels. Most importantly is Linda's *Theory of Garden Relativity.* All elements should relate.

Linda's horticultural wisdom is called her *Garden Manifesto.* Key elements include:

- Don't let your garden boss you.
- Do a little bit every day.
- Never procrastinate when dealing with pests and weeds.
- Remember always the context, season, zone, and your life style.

Finally, she feels one should develop a "signature style." In Linda's case, it is a heavy reliance upon foliage plants and trees for color and texture. She also uses edibles as ornamentals. Gravel mixed with mulch is a practical ground cover, and pots are interspersed within beds for a sense of layering.

I recommend *The Elegant and Edible Garden* as your summer must-read. Its dazzling photos, engaging style, and just plain practical garden talk will engage your inner gardener in new ways.



Are you smarter than a Rutabaga?

Ruth Anderson and the door prize winner.

Botany Belles and Beaus Garden Club borrowed ***ARE YOU SMARTER THAN A RUTABAGA?*** from the St. Croix Valley Master Gardeners and have used it at community events. The idea is simple.

Ask a handy woman to make a board with a spinner, and paint each side a different color. Make a list of true and false questions. They've developed a set for general gardening, one for environmental issues, and one about hummingbirds.

A sample question from our general gardening list is, **True or False,** peppers, strawberries, tomatoes and squash are all susceptible to similar diseases. Next, spin the dial and see what the ***RUTABAGA*** answers, and ask the person participating, if they agree with the rutabaga or not. Then share with them the correct answer and the explanation.

The answer to this question happens to be ***TRUE,*** and since they are susceptible to similar diseases, don't plant one where the other had been in a previous year. Give the soil at least one year's rest. Instead, in that spot plant root vegetables, greens or peas.

Everyone who participates, whether they answer correctly or not is entered into a drawing for a garden related door prize. It is a fun activity that gives you a chance to interact with people, and engage in conversation. That's when they might purchase what you are selling, or become a member of your garden club!

St. Croix District News

Ames Tools is a corporate sponsor of NGC.

As sponsors, Ames provides gardening tools to NGC member clubs for use in their projects. The Botany Belles and Beaus Garden Club submitted a grant application for an assortment of tools to be used at the rain garden project in Woodville.

The request was unusual in that the tools were requested for community use, as non-garden club people help maintain the garden. The tools that we received are housed at the Woodville Community Library and are available for anyone to check out and use. Baldwin-Woodville High School students in the Service-Learning Day group were the first to put them to use, as they helped maintain the rain garden.

Wendy Kramer, BBBGC president, and Debby Walters presenting Ames Tools to Karen Bonnstetter, Woodville Community Library Director.

Clubs may request up to $250 in products, but NGC reserves the right to tailor requests so they can help as many clubs as possible. BBBGC received a shovel, two trowels, two hoes, and an Action hoe. The application form was easy to fill out, and the follow up paperwork isn't onerous.

If your club needs tools, take advantage of this membership perk.

WE INVITE YOU TO PLACE A CONGRATULATIONS, A MEMORIAL OR AN ADVERTISEMENT IN *WISCONSIN GARDENS*.

WISCONSIN GARDENS IS SENT TO MEMBERS BY EMAIL FOUR TIMES A YEAR.

Winter, published January 1 — Spring, published April 1
Summer, published July 1 — Fall, published October 1

COPY IS DUE A MONTH BEFORE PUBLICATION, SOONER IF POSSIBLE.

AD SIZE and COST

MEMBER	Full Page $150	Half Page $75	Quarter Page $37.50
NON-MEMBER	Full Page $200	Half Page $100	Quarter Page $50

Payment goes to WGCF Treasurer, 608-437-2478 landmhull@yahoo.com.
Mary Jane Hull, 709 Brookstone Crest. Mount Horeb, WI 53572

Contact Jan Blooming to place an ad, 414-541-8834 bloomingj@hotmail.com
NEED AN AD PUT TOGETHER? We have suggestions, and will happily design your ad.

If you already have artwork, email copy and proposed artwork separately.
Do **NOT** submit a duplication, screen shot or photo of a completed ad, as legibility, layout, design, and color cannot be improved. Message and punctuation errors cannot be corrected.

Ames Grant Application

Jan Blooming Editor

Applications will be accepted from January 1, 2024, through March 1, 2024.

Take advantage of this benefit of being an NGC member garden club. Your club may apply for this grant during the first quarter of each year, by sending an application and tool selection list to the NGC Ames Tool Grant.

You may apply for tools with a total retail value of no more than $250 for your community garden. Many tools are appropriate for gardeners who prefer a cushion grip handle. Awarded tools will be shipped in May of the year.

The application form requests contact information for individuals who may be interviewed by NGC or Ames about their project, and how specific tools are going to be used or were used.

For selection of the Ames Tool Grant, consideration will be given to the following:

- Value of the project to the community
- Level of club member participation
- Need and planned usage of the tools requested
- Uniqueness of the project

All successful applicants must deliver a completed Final Report no later than 45 days after project completion.

- A 1-page report describing the project, and tips about how the Ames tools were used
- Financial report showing sources and uses of funds
- Copies of any project publicity generated by the applicant
- AMES Companies Confirmation of Charitable Goods Receipt
- Photos, which include:
    - The tools from Ames being used,
    - Before and after photos of the area planted,
    - The garden in bloom, if appropriate, and
    - Names and Release forms (permission to use photos) of individuals in photos; both the NGC Photo Release and the Ames Photo Release forms are required.

To learn more about Ames products, visit their website. For more information, contact Flossie Narducci, the NGC Grant Manager, AMES Garden Tools Project, **at** NGCtoolgrant@gmail.com

An NGC local member club applying for an Ames grant may also apply for an in-kind grant and/or a Plant America grant. For details about all available grants, **go to the NGC website.**

Fox River Valley News

The **Annual Oshkosh Garden Walk** is just around the corner, and this year promises to be the best one yet. It will take place rain or shine, from 11:00 to 4:00 on Sunday July 9. This year's tour features six stunning gardens, each with its own style and charm. In addition, gardeners will be on hand to answer questions and provide tips for growing your own beautiful garden.

If you hurry, you can purchase $8 advance tickets at uBloom, or House of Flowers. You may also get tickets for $10 at any of the six gardens. For information and maps, go to https://www.oshkoshgardenclub.org.

Wisconsin River Garden Club

Pictured above are **Wisconsin River GC** members Sue Swendrowski, Loretta Schoechert, Laura Skoff, and club president , Marge Hass.

Laura Skoff, WGCP President 2021--2023 visited the WRGC on a good day in spring. At their meeting, club members were serving their annual *Two Bits and a Dip* potluck lunch!

The Waushara Gardeners are hosting a District Flower Show along with the Fox River Valley District Meeting on Saturday, September 16. Details on the flower show are being worked out and will be finalized soon.

Hosting a flower show takes know-how, but it seems the Waushara Gardeners have that and then some. In May they held their annual fundraising plant sale. They sold almost 200 tomato plants plus vegetables, annuals, herbs and perennials, many of which they started or divided themselves. They reported sales of about 700 plants and garden-related rummage for a total of $3000 during their four-hour sale.

The Waushara Gardeners

The Blazing Star 4H Club, garden club members of the future, also had a booth and sold garden-themed ornaments.

This summer, Washara Gardeners have been sprucing up the six public gardens in the downtown Wautoma. They would love to have WGCF members visit the area, and you can get more information at wausharagardeners@yahoo.com.

Central Region

Lynne Ehnert, Central Region Director 2023 - 2025

As Central Region Director, I am looking forward to continuing my journey with the organization. Together we can learn from each other and grow the organization.

Some of the things we have planned during this next term are:

- Redesign of the Central Region Website
- Adding additional information to the Central Region Website
- Improving our Facebook Presence
- Collaboration of information of Judges Council across the Region
- Increasing our Award applications across the Region
- Having a Central Tree Planting Extravaganza, our Central Region Project

In order to do this, we need help from our members. We can find people to update the website and post things to Facebook, but we need people to submit articles, pictures, and information. Share what you are doing!

Think about how you feel when you are doing things in your garden. If it makes you feel good, chances are it will make others feel the same way. Let's smile a little more. It is more important than just sowing a seed or planting a tree, it is improving the life of everyone while sharing and caring. It is not just existing; it is helping everyone to live a fruitful life. Let's get excited!

Advertisement submitted by Norma McReynolds

Petunias, My Favorites

Supertunia Rose Gem

Sandy Pike, Master Gardener

Years ago, Proven Winners presented day-long seminars with great food, door prizes, and free plants. One year I came home with a petunia, Vista Bubblegum. Petunias were not my favorite, but not one to waste a plant, it went into a pot in the garden. WOW! It performed like gangbusters with little care or maintenance. I was hooked and petunias became my favorite annual.

Petunias can be classified as Grandiflora, with large flowers, Multiflora, smaller, more plentiful flowers, Wave, spreading, Supertunia, larger than wave petunias, but with a similar spilling growth habit, Cascadia, long pendulous stems, and Surfinia, trailing stems with small bell-shaped flowers.

This is primarily about Supertunias for one reason. **I HATE DEADHEADING.** New hybrids are propagated from cuttings, not seed, and they are sterile. Plants put their energy into flowers, not seeds. I get more flowers and don't have to deadhead. They are self-cleaning, as the old flower heads fall off. If you plant seed petunias, deadheading is essential to keep them blooming and from getting leggy. Don't just pull off the spent blooms. Seed heads will still form at the node, so the entire stalk needs to be cut or pinched back to the next lower leaf buds.

GROWING TIPS

Varieties, listed as full sun to partial shade, really like hot sun all day, at least six hours. They will grow in spots with some shade, but not nearly as well. If you like mixed baskets, choose selections with similar growing habitats, otherwise, one variety, especially Vistas, will take over and the rest are lost.

Petunias are heavy feeders. I initially plant with slow-release fertilizer in the potting mix and then use a water-soluble fertilizer weekly. As the saying goes, "If you want your plant to grow like an elephant, you have to feed it like an elephant."

Petunias like consistent moisture, so make sure your pot has good drainage. Nothing kills a petunia faster than soggy feet. I use potting mix with fertilizer in my containers, but not moisture control, as it retains too much moisture if it rains. There is also conflicting information about the chemical safety of the water polymers, once composted.

ONE Vista in a large pot is more than enough, and **prune back in mid-summer**, no matter what the variety, to encourage new growth.

Calibrachoa, look like petunias, but are not, and don't do well planted with petunias.

The varieties of petunias I mentioned are Proven Winners, but I am not promoting them. PW has made new marketing mandates and imposed several requirements on their vendors, resulting in higher prices and less availability.

Other brands are emerging that growers are having success with. Ask at your local greenhouse, you'll be surprised how much you can learn.

Scholarship Winners

NATIONAL KITTY LARKIN SCHOLARSHIP, $4,500
Haillee Fritsch, Brillion, U. of Wis. Green Bay
Studying Environmental Science and Chemistry

DELLA BALOUSEK, THREE OF $2,500
Sydney Clark, Oshkosh, U. of Wis. Stevens Point
Studying Biology

Daphne Jacak, Jackson, U. of Wis. River Falls
Studying Horticulture

Emily Larson, Hudson, U. of Wis. River Falls
Studying Horticulture and Crop Science

IRENE STRAUS, $1,000
Zachary Cason, Berlin, U. of Wis. Stevens Point
Studying Forestry, Wilderness Management

MYRTLE OGILVIE, $1,250
Madelyn Wickersheim, Appleton, U. of Wis. Stevens Point
Studying Conservation Law Enforcement

WGCF SCHOLARSHIPS, SIX $1,000
Megan Culpitt, Cashton, U. of Wis. River Falls
Studying Crop and Soil Science

Jacob Dreifuerst, Rhinelander, U. of Wis. Stevens Point
Studying Urban Forestry, Biology Education

Abby Jackson, Plover, U. of Wis. Stevens Point
Studying Biology and Water Resources

Celia Puleo, Madison, U. of Wis. Stevens Point
Studying Soil Science, Land Management, Spanish

Riley Sondelski, Mosinee, U. of Wis. Stevens Point
Studying Wildlife Society

Connor Tanck, Hartland, U. of Wis. River Falls
Studying Horticulture

Congratulations

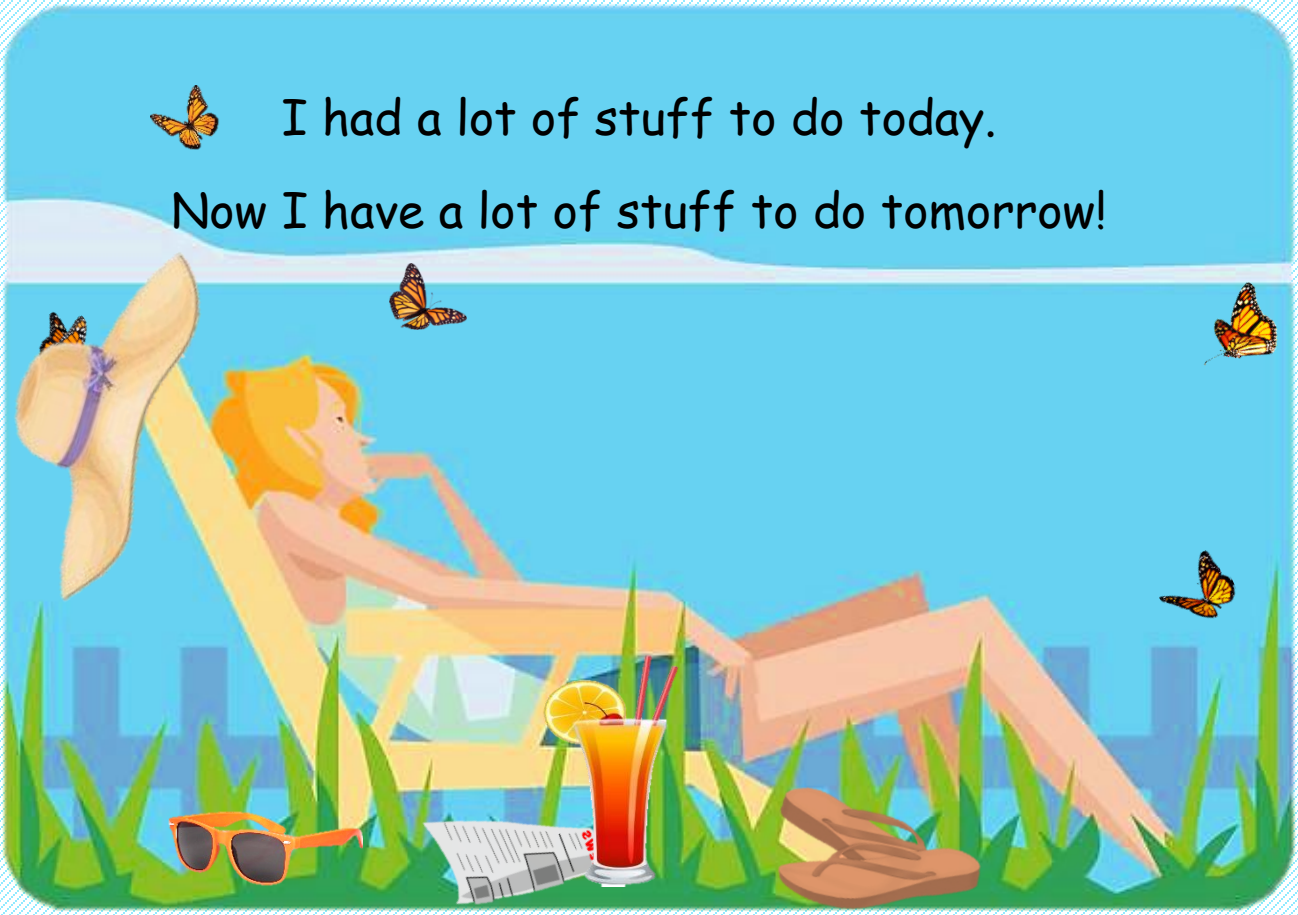

NGC FLOWER SHOWS

Jan Blooming, Editor

The *NGC Handbook for Flower Shows* may be purchased at the National Garden Clubs website, Handbook for Flower Shows- 2017 Edition, National Garden Clubs, Inc. for $25.

The digital version is free! Yes, the July, 2022 revision of the digital *Handbook for Flower Shows* may be downloaded free of charge. The handbook can be found on the Flower Show School's Resources page on the NCC website.

Judges use the *Handbook for Flower Shows* as a guide to evaluate exhibits impartially and thoughtfully. This book provides the tools to plan, execute, and judge a flower show. You are invited to use it to shape the creative process as you exhibit in upcoming flower shows.

Chapter 1 is an introduction, followed by chapters devoted to Committees, Writing a Flower Show Schedule, Staging, Awards, Horticulture, Design, Education Division, Youth and Sponsored Groups, Botanical Arts, Judging Procedures, and Judges.

Once a club has voted to sponsor an NGC Flower Show, the Schedule Committee writes the Flower Show Schedule. It provides guidelines for the exhibitors, judges and the viewing public. Should issues arise, the Handbook for Flower Shows is the final authority. Schedules should be as specific as possible, with entry requirements and staging specifications. It should be available to participants and judges at least three months prior to the show.

An NGC Flower Show may have five divisions. Order is determined by staging, with the required Horticulture and Design taking priority. Education, Youth and Sponsored Groups, and Botanical Arts Divisions are optional.

Chapter 7, Design, begins on page 61. It addresses Attributes and Elements of Design, Principles of Design, and Design Styles. Design Styles goes into Oriental, European and Early American designs, the ancestors of Modern Traditional and Creative Design.

If you are thinking of entering a floral arrangement, notice that entries fall into four groups. They are American Traditional, Creative Designs, Table Designs and Advanced Designs. A comprehensive explanation of these types of designs begins on page 70.

AMERICAN TRADITIONAL DESIGN was popular in the mid-20th century, prior to the development of Creative Designs.

Mass Design
Wendy Kramer

Traditional Designs are based on geometric forms, a sphere, cylinder or pyramid, with plant material radiating from one point and colors integrated rather than grouped. Space within the design is less important. Forms are overlapped, shown in profile, and the back of the arrangement is finished. Creativity is achieved through beauty, unity, harmony and selection of plant material.

Cascade Design
Lynnette Rakun

Traditional includes Line Design, adapted from the Japanese. A linear pattern is dominant, horizontal, vertical, crescent, S-curve, or zigzag, and there is restraint in the amount of plant material used.

American Traditional Mass Design is adapted from the European, and in contrast uses large quantities of plant material with a closed silhouette. Plant material is integrated, not grouped. A Line – Mass Design establishes a linear pattern, but with a center of interest and additional plant material.

Parallel Design
Ruth Anderson

CREATIVE FLORAL DESIGN was introduced to flower shows in the 1950's, and was not bound by traditional style. It conforms to the Principles of Design, borrowing from different styles and periods to create a relationship between form and space.

Creative Design shows restraint in the amount of plant material used and may have more than one point of emergence. Non-traditional containers not normally associated with floral arrangements are often used. Any part of the design may be dominant, even the container.

Components are used in a non-realistic manner, and may be side by side, front to back, or above and below to achieve depth. Surfaces may be rough, smooth, or even reflective, and plant materials may thrust into space. These arrangements all have a dominance of abstraction, even though not all components need be abstracted.

Design types are described in the handbook to stimulate the designer's creativity, not to restrict. A Flower Show Schedule may simply state , "A Creative Design," or specify the type of design. In that case the design should be sufficiently strong so the type is readily apparent.

Creative Design has many divisions described in detail on pages 73 through 77. Angular, Cascade and Constructive begin the list, with the first two somewhat self-explanatory and the third limited to one or two materials, fresh, dried, or man-made, using geometric forms. Creative Line, Creative Mass, and Creative Line-Mass follow.

The seventh is Featured Plant Material Design, with an emphasis on one plant species. Framed Spatial Design implies motion where components are suspended within a frame. Illuminary Design incorporates lights, and Multi-Rhythmic Design emphasizes one rhythm among several.

Next is Panel Design with a self-supporting panel or one supported by a container, and Parallel Design with at least three groups of plant material with a strong parallel placement in a base. Reflective Design gives back the image to the viewer, and Spatial Thrust Design consists of two parallel similar components. Emphasis is on the thrusting lines and the space between them.

That brings us to Still Life Design, traditional or creative, with objects being more important to the theme than plant material. This can be confusing, but the full list with all the details and restrictions can be looked over and checked!

TABLE DESIGNS, on page 76, is another division under Creative Designs. It is divided into Functional Table, set for the actual serving of food for two or more, and Exhibition Table, not meant to be functional.

Table Design, Lynne Ehnert

Functional has five divisions, Buffet, with at least one service piece, Alfresco for outdoor dining, Informal or Casual, Semi-formal, and Tray for One.

Classifications continue with Tubular Design, which incorporates cylindrical elements, Transparency Design, with a see-through element, and Vignette Design, or an actual section of a room, including a floral design.

The last of the four groups is **ADVANCED DESIGN**, recommended for advanced designers, Design Study Groups, and Judges Councils. These are designs with complicated and detailed requirements. Let's leave those to the pros among us!

Assemblage Design
Kitty Larkin

I began reading flower show material because I liked an Assemblage Design done by Kitty Larkin. I was puzzled why some flower arrangements seemed unusual, and wondered where floral designers got their ideas. I discovered that Kitty's Assemblage Design, consisting of “found” unrelated, non-art objects and plant material, is listed among the Advanced Designs.

The process of writing this article answered some of my questions.

MEMORIALS and TRIBUTES

Linda McCafferty, Former Committee Chair

Tributes were made to student scholarships, past president Carolyn Craig, Jim Smet, James Kerwin Catlin, Diane Bloedorn, former WGCF President Nancy Gotham, Joyce Goers, Ellen Gardafee, Carla Von Haden, and Carol Howe.

In addition, contributions were made to student scholarships and to the WGCF Ruth West Continuing Education Fund, which benefits WGCF members attending WGCF sponsored schools, symposia, or refreshers. The Madison District honored Maureen Wild Gordon as she completes her term as District Director.

During the Convention, a Memorial Service was held for members who died in the last year. They included Shirley Hyer of Hill and Dale Garden Club, Diane Bloedorn of Green Thumb Garden Club, Sarah Ellen MacDonald of Sunset Garden Club, James Smet of Green Thumb Garden Club, Gerry Bangen of Lakeshore Garden Club, Joyce Goers of Oshkosh Garden Club, Nancy Gotham of both Bay Gardeners Garden Club and Lake Superior Garden Club, Florence Haas of Lakeshore Garden Club, and Ellen Gardafee of Paper Valley Garden Club.

These WGCF members will be dearly missed.

POLLINATOR SIGN

WGCF Fundraiser

This colorful sign would look spectacular in your front yard! They are 10" x 15" and are made out of coated aluminum composite with an average lifespan of 3 - 5 years. Suitable three-foot metal posts are available from Menard's, Home Depot or Fleet Farm.

We have an ample inventory, and with garden walks in the next few months and farmer's markets, clubs and districts should have a supply on hand to sell.

The cost has been reduced to $18 each or 2 for $35. They will be available for sale at WGCF events.

Orders may also be placed online and will be delivered through WGCF's District Directors. Orders are considered placed when payment is received.

THANK YOU

for supporting your Wisconsin Garden Club Federation!

Madison Happenings

Karla Bakke, Maureen Wild Gordon, Jacci See, Dorothea Murphy, and Christine Thielman.

Madison District had a busy spring. West Side, Sugar River Gardeners, Sunset, and Mound Vue had plant sales around Mother's Day weekend. We continue to plan for our garden walk July 15 and 16.

Clubs have started working on their community projects. It was a blustery day at the end of April when Sunset Garden Club members cleaned the gardens at Fire Station #9 and the Midtown Police Precinct.

Joan Ziegler

We are now back at the Hilary Grace Healing Garden at the UW Hospital, after a long hiatus with the pandemic. There was a short time frame for planting this year, so members Jan Dixon, Nancy Sloan and Maureen Wild Gordon planted the pots.

Next year planting will be opened to all district members.

Jan Dixon

The Annual District meeting was on May 10. President Elect, Linda McCafferty installed Jan Dixon as the new District Director and Roger Greathead as Vice Director. Pat Greathead, Treasurer and Karen Lee-Wahl, Secretary were reaffirmed their positions.

District Officers are Treasurer Pat Greathead, Secretary Karen Lee-Wahl, Vice-Director Roger Greathead, and District Director Jan Dixon.

Linda McCafferty, discussing her proposed President's Project, Honoring Veterans.

WGCF awards received by Madison members include Dawn Mozgawa for Flower Show Evaluation and Jan Dixon for the ***And Then Some Award*.** The district was presented an NGC Certificate of Merit for District Standard Flower Show, ***Gardening Through the Years.***

The Madison District also received two grants, one for the Madison District Garden Home Tour and for the Design Challenge at PBS Expo.

Madison District members had a great time at the WGCF Convention, Rolling on the River.

3rd Row, Pat Greathead, Bill Niederberger, Nancy Sloan, Joe Powelka, Roger Greathead, Chuck McCafferty.
2nd Row, Dawn Mozgawa, Kathy DeMets, Judy Niederberger, Linda McCafferty, Diana Peterson, Jan Dixon.
1st Row, Nancy Mohs, Gerianne Holzman, Pat LaGree, Maureen Wild Gordon, Diane Powelka, Sylvia and Vern Lowell

Vern Lowell, Mr. Garden Club, is the first man to receive the Lydia Shaffer Award. This candidate had all the qualifications required, and then some. WGCF members know Vern well and have always been impressed by his knowledge and his willingness to be of assistance on any project.

His wife, Sylvia, was a member of the Mound Vue Garden Club when he joined the club in 1997. He served as club president 2009 – 2011, and is a member of the executive committee. He serves as liaison between Mound Vue, the Madison District, and WGCF.

Vern's list of accomplishments is long.

Vern also promoted the club *Save A Tree, Plant a Tree Program.* Funds are generated from the 10 cents paid by Millers for each reused plastic bag, enabling the Village of Mount Horeb to plant thousands of trees. What pride Vern had when the first tree purchased with funds from this program, was planted.

He organized the planting and maintaining of floral arrangements on Main Streets, and has been a familiar downtown sight climbing a ladder to hang floral baskets on light poles. Vern is also involved with the club's annual plant sale, and his cheerful smile increases enthusiasm and gets members involved. The money raised provides funds for club activities, including the maintaining of nine garden plots in the village parks. There's more, but for now, let's just say,

CONGRATULATIONS VERN, ON YOUR MANY ACCOMPLISHMENTS!

Wisconsin Garden Club Federation Presents

The Living Earth

Environmental School, Series 7, Course 1

October 20 and 21, 2023

MAYWOOD Environmental Park

3615 Mueller Road
Sheboygan, WI 53083

Environmental School, Series 7, Course 1

Friday, October 20, 2023

7:45	Registration	
8:15	Welcome and Introductions	
8:30	Ecology, Kuckuk	
9:30	Plants, Biodiversity,	Kuckuk
10:30	Break	
10:45	Backyard Wildlife Habitat,	Knickelbine
11:45	Lunch	
12:30	Maywood Field Trip,	Kuckuk

Saturday, October 21, 2023

8:30	Sustainability, Bartolai	
9:30	Networking and Outreach,	Bartolai
10:30	Break	
10:45	Environmental Science,	Pickhardt
11:45	Lunch	
1:15	Historical Environmental Actions and Leaders, TBD	
2:15	Break, optional	
3:00 - 5:00	Exam - open book and open notes, optional	

NOTE: field trip will go rain or shine, but we may shift some speakers around, if able, to accommodate weather conditions. There are no exam questions on the field trip or reading recommendations.

PRESENTERS

Alec Bartolai is the Director of Corporate Social Responsibility at Sargento Foods, Inc. He's in charge of the Sustainability Program at Sargento. He will discuss sustainability, networking, and outreach.

Jim Knickelbine is the Executive Director at Woodland Dunes Nature Center and Preserve, located in Two Rivers, WI. He gives frequent programs on nature topics. He has worked as a naturalist for 30 years at Woodland Dunes and as director for 18 of those years. He is also a licensed bird bander and has implemented many habitat restoration projects in the 1,500 acre preserve, State Natural Area and important bird area. He will be presenting on creating Backyard Wildlife Habitat.

David Kuckuk is the retired Director of Maywood Environmental Park. He spent over 30 years at the park and was key in its development. He has a B.S. in Natural Resource Management and a M.S. in Environmental Education and Planning from UW-Stevens Point. He taught hundreds of programs to students of all ages, on a wide variety of topics including natural history, outdoor exploration, and survival. He will be discussing Ecology, Plants, and Biodiversity and leading our field trip.

Paul Pickhardt is the Dean of the Schilcutt School of Business, Science and Technology as well as Professor of Biology at Lakeland University. He holds a Ph.D. in biology from Dartmouth College and a bachelor's degree from the UW-Madison. In addition to his teaching duties, he volunteers on Maywood's executive and advisory boards and has served as the President of the Ellwood H. May Environmental Park Association. He will be presenting to us on Environmental Science.

FIELD TRIP

The Ellwood H. May Environmental Park, or Maywood, is a 135-acre City of Sheboygan Park with a nature center, trails, prairie, wetlands, deciduous forest, ponds, and more. Operations and funding are a collaboration of the City of Sheboygan, Trust of Maywood, and the Sheboygan YMCA. Programs are conducted for all ages, including a Nature-based Preschool that foster environmental stewardship through educational experiences designed to connect our community with the natural world.

BECOME AN ENVIRONMENTAL CONSULTANT

- Belong to garden club affiliated with WGCF and National Garden Club, Inc.
- Earn a passing grade of 70% on all exams in all four courses.
- Complete all four courses and submit consultant accreditation application.

NON-GARDEN CLUB MEMBER STUDENTS

- May attend all courses & take exams.
- Receive a certificate of completion upon attending all four courses.
- May receive consultant status, as noted above, upon joining an NGC garden club within one year of course completion.

REFRESHER CREDITS

Refresher credits for consultants and master consultants are required within five years of obtaining consultant status. A course may be taken for credit one time per calendar year.

WEBSITE

You may learn more about the Environmental School at https://www.gardenclub.org/environmentalschool

LODGING

There are many hotels in the area. Closest one to Maywood is the Quality Inn on N. 40th Street.

CONTACT INFORMATION

WGCF Environmental School Chair and Local Chair: Karen Merlau
16428 Bethel Rd, Elkhart Lake, WI 53020
kmerlau@tds.net 920-838-1277

Environmental School Registrar: Gretchen Vest
704 Spring Drive, West Bend, WI 53095
262-338-6645 gretchenvest@aol.com

WGCF President: Linda McCafferty
443 Woodview Rd, Sun Prairie, WI 53590
lkmccm@gmail.com 608-837-2675

REGISTRATION - Environmental School Series 7, Course 1 October 20 & 21, 2023

Name

Address

City-State-ZIP

Club-District

Phone

Email

FEES

☐ $65 Both Days, Program Only
☐ $40 One Day ☐ Oct 20 ☐ Oct 21
☐ $13 Oct 20 Lunch
☐ $13 Oct 21 Lunch
☐ $5 Exam Fee, if studying to be an ES Consultant
☐ $5 Refresher Fee - Current ES Consultants
☐ $10 Late fee if postmarked after 10/6/2023

Total $_____ Check #_____

Please make check payable to WGCF Environmental School and send to :

Gretchen Vest, Registrar
704 Spring Drive, West Bend, WI 53095

Registration Deadline: 10/6/2023
NO REFUNDS AFTER 10/6/2023

RECOMMENDED READING

- *The National Gardener,* a free publication on NGC website. https://www.gardenclub.org/national-gardener
- *Bringing Nature Home*; Doug Tallamy
- *Living in the Environment*; G.Tyler Miller Jr. (any edition) Read glossary and index for vocabulary
- 11th Ed, ch 7, 8, 12, 14, 15, 22, 26
- 12th Ed, ch 11, 6, 20-23, 25-28
- 13th Ed, ch 10, 13, 15, 17, 20-21, 23, 25
- 14th Ed, ch 1, 2, 5-7, 11, 13-16, 21-23, 25,27
- 15th Ed, ch 1, 5, 6, 8, 10, 13, 15, 20-25
- 16th Ed, ch 1, 3-10, 12, 14-16, 21, 25 + sup. 3 and 4
- 17th Ed, ch 1, 8, 12, 14, 21, 23, 24 plus sup 7/Gloss.

REQUIRED VOCABULARY:

Biological amplification, biological diversity, biome, biosphere, carrying capacity, consumer, decomposer, ecological niche, ecology, ecosystem, Endangered Species Act, environment, environmental degradation, environmental science, EPA, food chain, geosphere, habitat, hydrologic cycle, producer, sustainable, symbiotic relationship, synergistic interaction, tragedy of the commons

Sheboygan District Clubs

Doris Weber and Karen Merlau

The Sheboygan District held it's President's Day meeting on April 27 at the Roadside Bar and Grill in Plymouth, with 36 in attendance. President-elect, now WGCF President, Linda McCafferty and First Vice President Joe Powelka joined us. The group was pleased to meet Linda and Joe. Linda explained what she intended to do as her President's Project during her upcoming term.

Lynnette Rakun, Doris Weber, Karen Merlau and WGCF President, Linda McCafferty

Karen

District Director Karen Merlau announced that Lake Shore Club received a President's Award from Maywood Environmental Park. The club was recognized for their service, including conducting Wreath Making Classes each year, maintaining a hummingbird garden, donating a basket for the silent auction at the annual Maywood Banquet, and organizing the Sheboygan Area Garden Walk. These activities all benefit Maywood.

Diane

The *And Then Some Award* was presented to Lake Shore member, Diane Riesterer, by Awards Chairman Doris Weber and President-Elect Linda McCafferty. Diane Riesterer works tirelessly for the club and is always one of the first to volunteer whenever help is needed. Her innovative ideas and enthusiasm make her deserving of this award. Congratulations Diane!

Lake Shore Garden Club celebrated 74 years of affiliation with WGCF. They had grown to just under 50 members, but during the pandemic, they lost some due to not meeting as a group, though some continued to get together to keep up friendships.

They invite others to visit their club as monthly meetings and garden tours are open to the public. They have a program committee that contacts speakers and find tours of interest to present at eight of their yearly meetings.

They have fun putting on social events and club fundraisers during their yearly programs. Lake Shore has an annual garden walk, bus trip, Christmas wreath class, a summer picnic, and garden tours. New this year will be Pretty Porch Planters and plantings at the Plymouth Historical Museum and Plymouth Welcome Garden.

Garden club members support non-profits by donating themed baskets, decorating at Taylor Mansion for Christmas, and planting at Maywood, Bridgeway Homeless Shelter, the Sheboygan County Law Enforcement building, the Sheboygan County Historical Museum, Peace Park in Sheboygan, and the Sheboygan County Historical Museum. Their club donates over $2500 yearly to a number of projects as well. .

This is a wonderful club, caring, respectful and kind, fun-loving and upbeat that members all enjoy.
They look forward to learning and exchanging ideas.
This makes them Lake Shore Garden Club.

TRI-COUNCIL REPORT

Carol Catlin, Chairman

Tri-Council has had wonderful programs, activities, and tours in the past term. A tree was planted at the Hank Aaron Trail in honor of outgoing WGCF President, Lynne Ehnert. We visited the Fond du Lac garden of Sandy Smet, former Fox River Valley District Director, and toured Lakeside Park, Fond du Lac, a project of Green Thumb Garden Club.

A committee was formed to present a Bi-Refresher held June of 2022 in Bailey's Harbor, Door County. The Door County bi-refresher was successful. Members talked about the instructive lectures and tours and especially loved the lecture about the night sky.

Several members have completed courses in Landscape Study and Gardening Study via NGC zoom courses. NGC plans to continue to offer zoom courses for members who can't attend a course in person. This Chairman refreshed in Gardening Study through a zoom presentation by NGC.

Karen Merlau is the Environmental School Chairman. Look for upcoming courses to be held in Wisconsin. Chairmen are needed to take over Landscape Study and Gardening Study. Please consider taking the challenge for Tri-Council and WGCF.

Karly Giascomini, Grade 3

National 2023 Third Place



Brooklyne Muiler,
Grade 5

Smokey Bear Poster Contest

These are the first place entries this year in the 2023 *Smokey Bear, Woodsy Owl* Poster Contest.

The participants are from St Edwards School, Appleton, and submitted by the Paper Valley Garden Club of the Fox River Valley District.

Peyton Looney,
Grade 2

AJ Vosters, Grade 4

National 2023 Fifth Place



Miriam Dreblow, Grade 1

What is PICKLING?

Pickling is a process of extending the shelf life of food by fermentation in brine or immersion in vinegar. It is a blending of spices, sugar and vinegar submerging a fruit or vegetable, usually cucumbers. It may seem like a complex process, but it's actually quite easy.

You will need airtight containers, such as Ball Quart Jars, to keep your pickles fresh, as well as purified water, pure sea salt, vinegar, sugar, and herbs and spices, such as whole peppercorns, coriander seeds, mustard seeds, bay leaves, allspice, red pepper flakes, dill, and chilies.

Distilled white vinegar is commonly used, but you might try apple cider vinegar, white wine vinegar or rice wine vinegar. Instead of white sugar you might use brown sugar or honey.

Cucumbers are first thought of for pickling, but options include peppers, tomatoes, onions, green beans, beets, cauliflower, carrots, mushrooms, squash, asparagus, jalapenos, and radishes, as well as fruits like strawberries, peaches, watermelon, and cherries.

For the best pickles, start with fresh, firm, high quality cucumbers, and soak in ice water after picking. Process within 24 hours of picking. Select one to two-inch cucumbers for gherkins, and three to five-inch cucumbers for dills. Larger cucumbers could be used for relishes, slices or pickle chunks.

The type of cucumbers is important. Look for unwaxed cucumbers designed for pickling. If you grow your own, choose varieties for pickles. If you need extra, farmers markets are a good place to look. Wax on the skin clouds the brine and prevents flavors from penetrating the flesh as effectively.

Proper pickling is all about proportion. Look for recipes on sites that test recipes and methods. Canning supply companies and universities often have reliable recipe sites.

A basic pickle brine should be equal parts water and vinegar. For a basic starter brine, try out this recipe. For a fruit brine, try a sweeter mixture with more sugar. From there, you can further adjust your recipe for different levels of sweet, salty, and bitter.

REFRIGERATOR PICKLES

2 pounds of whole pickling cucumbers
1 quart of purified water
½ teaspoon mustard seeds
½ teaspoon ground turmeric
¼ teaspoon freshly ground black pepper
4 cloves of mild garlic
2 cups thinly sliced sweet and mild onions
2 tablespoons sea salt
½ teaspoon celery seeds
½ teaspoon crushed red pepper.
3 horseradish leaves, if available
Mason jars, sterilized

Directions

1. Soak fresh cucumbers in ice water for an hour after harvest, and slice.
2. Slice garlic and onions and combine with remaining spices.
3. Place the horseradish leaves on the bottom of the mason jar.
4. On top of the leaves place the spices, garlic, and onion. Pack the pickles tightly in the jar.
5. Dissolve the salt in a quart of purified water and pour it over the cucumbers, just enough to cover them.
6. Seal with hot canning lids and cook for a bit in a boiling water bath. Let the flavors develop for a few weeks and you've made your own pickles.

REFRIGERATE AND ENJOY!

CANNING DILL PICKLES

The secret to the perfect pickle is small cucumbers. Whether you're making slices or whole dills, size is key, and seeds should be barely visible.

Jar size also makes a difference for home canned pickles. You can have the best pickle recipe in the world and the freshest tiny cucumbers, but if you can in quart jars they'll be overcooked. Can in pints rather than quarts. Quarts require longer processing times and are liable to produce mushy pickles.

There's an old practice of soaking pickles in pickling lime before canning, as this keeps them crisp. These days most canners use pickle crisp, which contains calcium chloride.

The calcium reinforces the cell walls of the cucumbers, resulting in firmer pickles. It doesn't take a lot of calcium chloride, only roughly 1/8 teaspoon per pint or 1/4 teaspoon per quart. Spoon it into the bottom of the jars along with the spices. Pickle crisp is optional, but it will ensure crisp pickles!

Making pickles at home is simple with the right ingredients. Include fresh dill, mustard seeds, dill seeds, coriander seeds and black peppercorns. If you can't find fresh dill, extra dill seed will work.

HERE IS A SAMPLE DILL PICKLE RECIPE FOR CANNING

INGREDIENTS

4 to 5 pounds of small cucumbers
4 cups water
4 cups white or cider vinegar, 5% acidity
½ cup pickling and canning salt, not table salt
1 onion thinly sliced
10 to 14 garlic cloves

INSTRUCTIONS

1. Use a water bath canning pot big enough to hold 5 one-pint jars. It should be deep enough so there is at least one inch of water above the top of the jars. Bring the pot to a boil.
2. Prepare the brine by bringing the water, vinegar, and salt to a boil.
3. Wash cucumbers and nip off both ends. Leave whole or cut into ½ inch slices.
4. Add one teaspoon of mustard seeds, dill seeds, coriander seeds, black peppercorns and the dill heads or fresh herb sprigs to the bottom of each pint mason jar.
5. Pack tightly with pickles and a few slices of onion. Top with two or three garlic cloves.
6. Cover with brine. Be sure to leave ½ inch of headspace above the brine.
7. Cap and band mason jars to finger tight and place into boiling water in your bath canner. Process ten minutes for pints, or fifteen minutes for quarts. Wait at least two hours and enjoy.

NOTES

- This recipe makes slightly more brine than you need to can 5 pints of pickles
- Spices can be adjusted based on your preference.
- Salt is not necessary for preservation in this recipe, and can be adjusted to your taste. Around ½ cup is a good middle ground.
- DO NOT use table salt. It has additives that don't work well for canning. Lacking pure canning salt, use kosher salt.
- DO NOT adjust the water/vinegar ratio to lower the vinegar. The acidity preserves the pickles and makes them suitable for water bath canning.
- Vinegar can be increased, but never reduced.

Your Garden, A Bird's Paradise

Presented by the St. Croix District

FRIDAY, JULY 21, 8:30 to 4:30

REGISTER NOW!

Holtby Hall, Rassbach Museum
1820 John Russell Rd. Menomonie, WI

WGCF member, $35 ____
Non-WGCF member, $40 ____

Name: _____
Address:_____
City & Zip: _____
Email: _____
Phone: _____
WGCF CLUB: _____

Fee provides morning snack and lunch, four native plants and four garden tours

The day features four speakers, including a National Geographic bird photographer, the Vice President of the Minnesota Ornithologists Union, a US Fish and Wildlife Biologist, and a Naturalist who is also a Master Gardener.

Make check out to St. Croix District and send to

Susan Wallace
1006 Parkland Dr.
Chippewa Falls, WI 54729

Go to http://botanybellesbeaus.org/ to register with a credit card.

Deadline to register is July 13.
Info call Ginger Wierman, 715-720-9092

Racine Garden Club

President Darlene Otwaska, left, and Vice President Christine Hoffman

In 1927, a group visiting one another's gardens decided to form a club, and the Racine Garden Club was established. The club motto is "To aid in the protection of native trees, wildlife, flowers, and birds, and promote civic beautification." This year we will celebrate our 96th year

The second Monday of each month, Vice President Christine Hoffman and the Program Committee arrange for a guest speaker. We share gardening interests, and enjoy treats and each other's company. Topics have included new plants, the importance of trees, rhododendrons, daylilies, garden problems, taking the best photos of flowers with your phone, using hydrangeas for the Christmas season, propagating plants by stem cuttings, and reviving orchids,

In February, we have a Tea with a special Theme, and at Christmas, we have a banquet. This last holiday season we had extra funds and treated ourselves to a performance by an Elvis impersonator! We also have a sale where members bring plants and landscape art they no longer need, and profits go to the club.

We went on a bus field trip to Lake Geneva greenhouses, and In August we will go to the Anderson Japanese Gardens in Rockford. We also plant and water at the Williamsburg Garden, which was donated to the city by the club in 1976.

The Racine Garden Club donates $3000.00 a year to Gateway Technical horticultural student scholarships, and we donate to three or four other non-profits.



Williamsburg Garden

Ikebana Milwaukee Chapter 22

Ikebana International Milwaukee Chapter 22 was honored to partner with the Pabst Mansion for an exhibition April 28 through May 1, 2023. *Floral Reflections, Ikebana at the Pabst,* blended the art of Japanese floral arrangements with the beauty of the structure.

Roger Krawlecki

Over twenty arrangements were positioned throughout the home. Each designer took inspiration from the aesthetic, history and design of the Pabst Mansion and the lives and history of the Pabst family.

The Mansion is a grand Flemish Renaissance Revival-styled house built in 1892 in Milwaukee, Wisconsin, for Captain Frederick Pabst, founder of the Pabst Brewing Company. In 1975 it was placed on the National Register of Historic Places, and is now a historic house museum, offering tours to the public.

Marelise Hartley

In addition to the floral displays, an ikebana demonstration was presented each day by one of our local teachers. They focused on basic moribana forms as well as creative ways to use household items and plant material in ikebana. Arrangements from the Ichiyo and Ikenobo schools were represented.

A special evening tour featured Tokiko Kimura of the Ikura School playing her koto, the plucked half-tube zither that is the national instrument of Japan.

Lynda Curl

IKEBANA, the Japanese art of flower arranging, dates its origins back to the 6th century CE when Chinese Buddhist monks introduced the tradition of making floral offerings. The artform developed, with the first formal Ikebana schools forming in the 15th century. Since that time, numerous schools have evolved, but each continues to stay true to the core edict that ikebana convey the connection of humanity and nature.

Highly symbolic, ikebana requires careful attention to harmonize not only the florals, but also the color and line, and the vase used, to create what could be classified as sculpture.

Helen Surridge

Time and place also require consideration. The exhibition at the Pabst draws on the concept of time and place with each arrangement pulling inspiration from the historic home.

Lynn Laufenberg

Coming in Fall 2023

Membership promotion, Birds, Life Members, Smokey Bear – Woodsy Owl, Web Page, Horticulture, National Project, Protocol, Scholarship Investment, Organizational Study

The next WGCF Executive Committee meeting will be October 19 at the Bantr Hotel, Rothschild, WI.

Members not on the Executive Committee are welcome and encouraged to attend.

Please contact President Linda McCafferty if you'd like to join in, at 608-837-2675 or lkmccm@gmail.com.

Address Corrections

Please send to Membership Secretary

Susan Johansen

2249 122nd Street, New Richmond, WI 54017

715-781-6825 h23j19@gmail.com

Wisconsin Gardens

DEADLINE AND PUBLICATION DATES

Winter Issue, December 1 – January 1
Spring Issue, March 1 - April 1
Summer Issue, June 1 – July 1
Fall Issue, September 1 – October 1

PLANT A GARDEN

Several days ago, old friend Phyllis Scharner wrote, "Do you think here is hope for our country? Things seem to be getting worse." I couldn't say "Not likely," and responded, "We pray our children and grandchildren are strong enough to recreate a beautiful world! I have hope!"

This got me thinking. We're gardeners, you and I, and one blossom at a time, we strive to make tomorrow a better place.

My son and his family purchased a lovely 90-year-old brick house last summer and moved in, in August. There are two huge trees on the property, both too near the house. They have seen better days, and may need to come down at some point. I've suggested they plant a tree to the rear of their backyard, and another in the front yard to the left, or south of the home. I've also been keeping weeds at bay and planted tough perennials, a few bushes, ground cover, and grasses.

These plants will take years to become established before they can show off, to say nothing about trees. Already 80, I doubt I will be able to enjoy their shade. Gardeners, however, believe in tomorrow. In a world where the future seems cloudy, we sow affection and hope for those coming after us. I pray my grandchildren and their children will sit in the shade of those trees, enjoying the summer perennials, and remember Grammie Jan trying to create a beautiful world, a world with hope.

Yes, we're gardeners, you and I,
and with one plant at a time,
we are making tomorrow a sunny place.

Jan

Editor, Jan Blooming
bloomingj@hotmail.com
5331 S. Cambridge Lane
Greenfield, WI 53221
414-541-8834

Assistant Editor, Linda Reuss
lreuss@att.net

Copy Editor, Karen Thaker

Circulation, Susan Johansen
H23j19@gmail.com
2249 122nd Street
New Richmond, WI 54017

Contributors: Kathy Shaw, Marge Haas, Joe Powelka, Carol Caitlin, Laurie Wareham, Ginger Wierman, Christine Hoffman, Pat Ritchie, Karen Merlau, Doris Weber, Maureen Wild Gordon, Linda McCafferty, Mary Ellen Sedlachek, Sandy Pike, Lynne Ehnert, Norma McReynolds, Debby Walters, Kerry Krokos, Kitty Schaffer, Laura Skoff, Sue Donohoe, Karen Grube, Kathy Casberg, Gerianne Holzman, Karen Thaker, and Cheryl Lausten

Published quarterly by the Wisconsin Garden Club Federation, member of National Gardens Clubs, Inc.

Editor reserves the right to edit contributions for size and content.